

*State of New Mexico*

*Shelly K. Trujillo  
County Clerk  
575-894-2840*

*Terri Copsin  
County Treasurer  
575-894-3524*

*Michael Huston  
County Assessor  
575-894-2589*

*Tom Pestak  
Probate Judge  
575-740-4900*



*County of Sierra*

*James Paxon  
Commissioner  
575-894-6215*

*Frances Luna  
Commissioner  
575-894-6215*

*Travis Day  
Commissioner  
575-894-6215*

*Glenn Hamilton  
County Sheriff  
575-894-9150*

*855 Van Patten Street  
Truth or Consequences, New Mexico 87901*

*Bruce Swingle, County Manager  
575-894-6215 voice 575-894-9548 fax*

**Resolution No. 109-026**

**A Budget/Line Item Adjustment Resolution Increasing Revenue & Expenses in Funds 401, 507 and 605.**

Whereas, the Board of Sierra County Commissioners, meeting in regular public session November 17, 2020, deem it necessary to increase the said line items in the budget to be made;

Whereas, receiving more money than budgeted from State of New Mexico for CRS GRT Distribution, received 3<sup>rd</sup> Quarter 19/20 SRO money from T or C School District, increase expenses for June bills paid in July and increase expense for refund from Master's Touch for overpayment of postage for 2020 tax bills;

Therefore **Be It Resolved**, that the Sierra County Board of Commissioners hereby move to Implement the line item adjustments in the FY 2020-2021 Operating Budget as described below:

**Increase Revenue**


|            |                                     |             |
|------------|-------------------------------------|-------------|
| 401-0-1348 | General Fund-Gross Receipts         | \$70,000.00 |
| 401-0-1061 | General Fund-Administrative Service | \$16,434.66 |

**Increase Expense**


|             |   |             |
|-------------|---|-------------|
| 507-29-2032 | Mandatory UA Pre-Sentence-Contracts                 | \$ 7,685.40 |
| 401-08-2222 | Sheriff's Department-Printing & Publishing          | \$ 61.00    |
| 605-86-2889 | Correction Fee Fund-Prisoner Housing Outside County | \$55,710.00 |
| 401-07-2220 | Treasurer's Office-Postage                          | \$ 99.45    |

**Passed, Approved and Adopted this 17th day of November 2020.**

Board of County Commissioners  
Sierra County, New Mexico


  
James Paxon, Chairman

  
Travis Day, Vice-Chairman

  
Frances Luna, Member



Attest:

  
Shelly K. Trujillo, County Clerk

DEPARTMENT OF FINANCE AND ADMINISTRATION  
 LOCAL GOVERNMENT DIVISION  
 RECAP AND RECONCILIATION REPORT

Entity COUNTY OF SIERRA  
 Period Ending SATURDAY OCTOBER 31, 2019  
 Prepared by *[Signature]*  
 CLIPPY B181A 01/20/20

| FUND NAME                           | BEGINNING CASH BALANCE CURRENT-YR | REVENUES TO-DATE | TRANSFERS EXPENDITURES CASH BALANCE TO-DATE | TO-DAYS    | ENDING BALANCE FOR PERIOD | ADD OUTSTANDING CHECKS | LESS DEPOSITS IN TRANSIT | ADJUSTMENTS PER BANK (+ / -) | ADJUSTED BALANCE FOR PERIOD | BALANCE PER BANK STATEMENT | DIFFERENCE   | FUND RUNNING DIFFERENCE |
|-------------------------------------|-----------------------------------|------------------|---|------------|---------------------------|------------------------|--------------------------|------------------------------|-----------------------------|----------------------------|--------------|-------------------------|
| 101 CASH ON HAND                    |                                   |                  |   |            |                           |                        |                          |                              |                             | 360.00                     | -360.00      | -360.00                 |
| 103 GENERAL FUND                    |                                   |                  |   |            |                           |                        |                          |                              | 14518.93                    | 14518.93                   | -14878.93    | -14878.93               |
| 104 LANDFILL FINANCIAL ASSURANCE    |                                   |                  |   |            |                           |                        |                          |                              |                             |                            |              |                         |
| 112 GENERAL FUND                    |                                   |                  |   |            |                           |                        |                          |                              |                             |                            |              |                         |
| 120 GENERAL FUND                    |                                   |                  |   |            |                           |                        |                          |                              |                             |                            |              |                         |
| 401 GENERAL                         | 2724895.60                        | 14252323.99      | -1547700.00                                 | 1517827.38 | 1084674.21                | 1325.45                | 60079.33                 | 1925.45                      | 1144753.54                  | 8352219.18                 | -8357313.73  | -11649911.61            |
| 402 ROAD DEPARTMENT                 | 123425.30                         | 110846.24        | 98097.00                                    | 268164.63  | 65013.71                  | 6657.96                |                          | 71671.67                     | 1144753.54                  | 1144753.54                 | -10505158.07 |                         |
| 403 PASH & RANGE                    |                                   |                  | 2337.44                                     | 2337.44    |                           |                        |                          |                              | 71671.67                    | 71671.67                   | -10433486.40 |                         |
| 404 WHITE SANDS MISSILE RANGE       | 35.69                             | 1891.70          |   | 128.16     | -0.77                     |                        |                          | -0.77                        |                             |                            | -10433486.40 |                         |
| 405 LANDFILL                        | 65022.16                          | 31434.39         | -8500.00                                    | 23785.78   | 64170.77                  | 175.29                 |                          | 64346.06                     |                             |                            | -10169141.11 |                         |
| 406 COUNTY INDIANT                  | 232244.33                         | 282188.59        |   | 139942.50  | 373690.42                 | 1665.54                |                          | 375155.96                    |                             |                            | -9993985.15  |                         |
| 407 HILLSBORO FIRE DEPT.            | 235859.79                         | 79230.85         |   | 13132.65   | 281957.99                 | 214.33                 |                          | 282172.32                    |                             |                            | -9711812.83  |                         |
| 408 LAKEBORE FIRE DEPT.             |                                   |                  |   |            |                           |                        |                          |                              |                             |                            |              |                         |
| 409 ARMY/DREY FIRE DEPT.            | 231961.04                         | 78197.60         |   | 27466.33   | 282592.31                 |                        |                          | 282592.31                    |                             |                            | -9429220.52  |                         |
| 410 WINSTON FIRE DEPARTMENT         | 160413.33                         | 75725.60         |   | 30167.45   | 205991.40                 | 123.70                 |                          | 206115.18                    |                             |                            | -9223105.34  |                         |
| 411 MONTECILLO FIRE DEPARTMENT      | 201044.67                         | 83414.40         |   | 34195.97   | 350263.10                 | 224.39                 |                          | 350487.49                    |                             |                            | -8972617.85  |                         |
| 412 WHEAT HOSPITAL FUND             | 29882.31                          | 180730.04        |   | 188473.85  | 35850.80                  |                        |                          | 35850.80                     |                             |                            | -8947559.05  |                         |
| 413 CABALLA FIRE DEPARTMENT         | 199580.17                         | 55963.60         |   | 6844.63    | 248999.14                 | 46.40                  |                          | 249045.54                    |                             |                            | -8698513.51  |                         |
| 414 LAS PALOMAS FIRE DEPT           | 190160.85                         | 56350.23         |   | 8845.88    | 237464.40                 | 4128.90                |                          | 241593.30                    |                             |                            | -8456920.21  |                         |
| 416 STATE SP PROJECTS               | 132591.84                         |                  |   | 85589.75   | 47106.09                  | 3830.46                |                          | 50636.25                     |                             |                            | -8006283.66  |                         |
| 417 STATE CAP PROJECTS              | 161974.64                         |                  |   | 82007.51   | 79967.13                  |                        |                          | 79967.13                     |                             |                            | -8326316.53  |                         |
| 418 STATE SB PROJECTS               | 58254.37                          |                  |   | 16206.82   | 42047.55                  |                        |                          | 42047.55                     |                             |                            | -8284268.90  |                         |
| 419 COMMUNITY PROJECTS              | 1800.00                           |                  | 48850.00                                    | 44285.43   | 6244.59                   | 24810.59               |                          | 31095.18                     |                             |                            | -8232131.80  |                         |
| 422 NEAPRAIAL FUND                  | 83785.70                          | 3285.22          |   | 25820.37   | 61250.95                  | 230.43                 |                          | 61480.98                     |                             |                            | -8191732.82  |                         |
| 425 POVERTY CHECK FIRE DEPARTMENT   | 174490.93                         | 58833.40         |   | 29301.25   | 204023.08                 | 34.58                  |                          | 204057.66                    |                             |                            | -7997876.16  |                         |
| 426 SIERRA ADMIN. FIRE              | 136384.89                         | 53165.20         |   | 38558.96   | 358919.13                 | 6650.00                |                          | 157569.13                    |                             |                            | -7830106.03  |                         |
| 474 TAXES PAID IN ADVANCE           | 12881.48                          | 8382.67          |   | 23264.15   |                           |                        |                          | 23264.15                     |                             |                            | -7808841.88  |                         |
| 477 LANDFILL TAX/FUNDO FUND         | 9778.73                           | 5449.24          |   |            | 35227.97                  |                        |                          | 35227.97                     |                             |                            | -7792613.91  |                         |
| 481 UNDISTRIBUTED CURRENT TAXES     |                                   | 1224631.57       |   |            | 1224631.57                |                        |                          | 1224631.57                   |                             |                            | -6568982.34  |                         |
| 482 UNDISTRIBUTED DELQ TAXES        |                                   |                  |   |            |                           |                        |                          |                              |                             |                            |              |                         |
| 500 GRANT PROJECTS                  | 338050.81                         |                  |   | 114766.72  | 22332.09                  | 15.94                  |                          | 223328.03                    |                             |                            | -6345654.31  |                         |
| 501 SIERRA VISTA HOSPITAL           |                                   |                  |   |            |                           |                        |                          |                              |                             |                            |              |                         |
| 502 LEGISLATIVE APPROPRIATIONS      |                                   |                  |   |            |                           |                        |                          |                              |                             |                            |              |                         |
| 506 CAPITAL BUILDING APPROPRIATIONS |                                   |                  |   |            |                           |                        |                          |                              |                             |                            |              |                         |
| 506 INTERNAL CAPITAL IMPROVEMENTS   |                                   |                  | 1298517.00                                  |            | 1298517.00                |                        |                          | 1298517.00                   |                             |                            | -5013397.90  |                         |
| 507 MANDATORY WA                    | 12151.36                          | 640.80           |   | 19050.40   | -6259.04                  |                        |                          | -6259.04                     |                             |                            | -5019656.94  |                         |
| 508 DMI PROGRAM FEES                | 81699.06                          | 14581.00         |   | 9484.60    | 88795.45                  | 61.21                  |                          | 88856.67                     |                             |                            | -4938880.37  |                         |
| 509 DMI DISTRIBUTION                | 36890.42                          | 26105.00         |   | 51792.45   | 10402.97                  | 1957.66                |                          | 12360.63                     |                             |                            | -4918039.64  |                         |
| 510 DMI GRANT                       | 5812.21                           | 8843.80          |   | 35593.40   | -1219.39                  |                        |                          | 513.21                       |                             |                            | -4917926.43  |                         |
| 548 MENTAL HEALTH (COMM.GRT)        | 78868.61                          | 6493.45          | -82238.76                                   |            | 3121.30                   |                        |                          | 3121.30                      |                             |                            | -4914805.13  |                         |
| 549 JUVENILE DETENTION              |                                   |                  |   |            |                           |                        |                          |                              |                             |                            |              |                         |
| 550 UNDERWOOD WATER                 | 19.02                             |                  |   | 19.02      |                           |                        |                          |                              |                             |                            |              |                         |
| 551 SIERRA SOIL WATER DIST          | 8583.85                           | 8681.33          |   | 12950.85   | 3315.13                   |                        |                          | 3315.13                      |                             |                            | -4914805.13  |                         |
| 552 SPACHPORT CRT                   |                                   | 122062.44        |   | 122062.43  | 0.01                      |                        |                          | 0.01                         |                             |                            | -4914805.13  |                         |
| 553 T ON C SCHOOL 251               |                                   | 40687.89         |   | 41710.82   | 9732.73                   |                        |                          | 9732.73                      |                             |                            | -4901757.26  |                         |
| 554 CABALLA WATER                   | 10756.06                          | 688.03           |   | 957.43     | 42.71                     |                        |                          | 42.71                        |                             |                            | -4901714.55  |                         |
| 575 CITY OF TRUTH OR CONSEQUENCES   | 7927.95                           | 10488.26         |   | 13570.44   | 4865.77                   |                        |                          | 4865.77                      |                             |                            | -4896868.78  |                         |
| 576 VILLAGE OF WILLIAMSBURD         | 438.88                            | 1076.22          |   | 767.95     | 761.65                    |                        |                          | 761.65                       |                             |                            | -4896127.13  |                         |
| 577 CITY OF ELEPHANT BUTTS          | 6468.85                           | 3447.33          |   | 8847.96    | 1088.22                   |                        |                          | 1088.22                      |                             |                            | -4895078.91  |                         |
| 591 STATE HUNT SERVICE              | 13444.43                          | 13130.64         |   | 21827.59   | 4747.48                   |                        |                          | 4747.48                      |                             |                            | -4890331.43  |                         |
| 592 CAYLLE                          | 403.27                            | 850.61           |   | 1293.88    |                           |                        |                          |                              |                             |                            | -4890331.43  |                         |
| 593 SHEEP, GOATS AND ALPACA         | 0.51                              |                  |   | 0.51       |                           |                        |                          |                              |                             |                            | -4890331.43  |                         |
| 594 ROUTINES, SWINE AND BATTLES     | 44.98                             | 64.97            |   | 189.95     |                           |                        |                          |                              |                             |                            | -4890331.43  |                         |



COUNTY OF SIERRA

TPPS

Reported as of SATURDAY OCTOBER 31, 2020

CINDY

BISIA

GLPR10

|                                    | Begin-Fiscal | Reported as of SATURDAY OCTOBER 31, 2020 |                          |                         |                          | Disbursement        | TOTAL               |
|------------------------------------|--------------|--|--------------------------|-------------------------|--------------------------|---------------------|---------------------|
|                                    |              | Yearly Cash Receipts                     | Yearly Cash Transfer-out | Yearly Cash Transfer-in | Yearly Cash Disbursement |                     |                     |
| <b>PART I</b>                      |              |  |                          |                         |                          |                     |                     |
| <b>**SECTION-A</b>                 |              |  |                          |                         |                          |                     |                     |
| <b>BUDGETED FUNDS</b>              |              |  |                          |                         |                          |                     |                     |
| <b>LIMITED FUNDS</b>               |              |  |                          |                         |                          |                     |                     |
| GENERAL FUND                       | 401          | 2,724,885.63                             | 1,425,323.99             | 1,547,768.00            |                          | 1,517,827.38        | 1,084,674.21        |
| ROAD DEPARTMENT                    | 402          | 123,453.30                               | 115,846.24               |                         | 98,497.00                | 268,184.83          | 65,013.71           |
| FARM & RANGE                       | 403          |  |                          |                         | 2,337.44                 | 2,337.44            |                     |
| WHITE SANDS MISSILE RANGE          | 404          | 15.69                                    | 1,891.70                 |                         |                          | 1,928.16            | 0.77-               |
| LANDFILL                           | 405          | 65,022.16                                | 31,434.39                | 0,509.00                |                          | 23,785.78           | 64,170.77           |
| COUNTY INDIGENT CLAIMS             | 406          | 331,244.33                               | 182,188.59               |                         |                          | 139,942.50          | 371,490.42          |
| HMGRY HOSPITAL FUND                | 412          | 29,802.31                                | 180,730.04               |                         |                          | 185,473.55          | 25,058.80           |
| STATE COOP PROJECTS                | 416          | 132,691.84                               |                          |                         |                          | 85,585.75           | 47,106.09           |
| STATE CAP PROJECTS                 | 417          | 161,974.64                               |                          |                         |                          | 82,007.51           | 79,967.13           |
| STATE SB PROJECTS                  | 418          | 58,254.37                                |                          |                         |                          | 16,206.82           | 42,047.55           |
| COMMUNITY PROJECTS                 | 419          | 1,800.00                                 |                          |                         | 48,653.38                | 44,205.41           | 6,244.59            |
| LA COUNTY APPRAISAL                | 422          | 83,785.70                                | 1,285.22                 |                         |                          | 25,820.37           | 61,250.55           |
| LOGGERS'S TAX PROMO FUND           | 477          | 9,778.73                                 | 5,449.24                 |                         |                          |                     | 15,227.97           |
| GRANT PROJECTS                     | 500          |  | 338,058.81               |                         |                          | 114,746.72          | 223,312.09          |
| SIERRA VISTA HOSPITAL              | 501          |  |                          |                         |                          |                     |                     |
| LEGISLATIVE APPROPRIATE            | 502          |  | 184,810.87               |                         |                          | 151,091.46          | 33,719.41           |
| CAPITAL ROAD GRANTS                | 503          |  |                          |                         |                          |                     |                     |
| CAPITAL BUILDING APPROP            | 504          |  |                          |                         |                          |                     |                     |
| INTERNAL CAPITAL IMP.              | 506          |  |                          | 1,298,537.22            |                          |                     | 1,298,537.22        |
| MANDATORY UA PRE SENT.             | 507          | 12,151.36                                | 640.00                   |                         |                          | 19,050.44           | 6,259.04-           |
| DWI PROGRAM FEES                   | 508          | 83,699.06                                | 14,581.00                |                         |                          | 9,484.60            | 88,795.46           |
| DWI DISTRIBUTION                   | 509          | 36,090.42                                | 26,105.00                |                         |                          | 51,792.45           | 10,402.97           |
| DWI GRANT                          | 510          | 5,532.21                                 | 8,841.80                 |                         |                          | 15,593.40           | 1,219.39-           |
| MENTAL HEALTH                      | 548          | 78,868.61                                | 6,493.45                 | 82,238.76               |                          |                     | 3,121.30            |
| JUVENILE DETENTION                 | 549          |  |                          |                         |                          |                     |                     |
| SVH 2 MILL LEVY                    | 601          | 19,770.76                                | 19,392.65                |                         |                          | 32,082.05           | 6,981.36            |
| LAW ENFORCEMENT PROTECT            | 604          | 35,542.41                                | 28,900.00                |                         |                          |                     | 64,442.41           |
| CORRECTION FUND                    | 605          | 181,738.82                               | 127,185.44               |                         | 73,688.89                | 267,863.99          | 114,749.16          |
| EMERGENCY COMMUNICATIONS           | 606          | 8,060.20-                                | 154,172.08               | 92,932.78               | 97,399.88                | 64,442.50           | 88,128.48           |
| TASK FORCE GRANT                   | 621          |  |                          |                         |                          |                     |                     |
| LAW/ENF CONTROL SUB                | 622          |  |                          |                         |                          |                     |                     |
| CLERK/EQUIP/RECORD FEE             | 624          | 109,631.59                               | 10,980.95                |                         |                          | 1,262.48            | 119,360.08          |
| COUNTY COMMUNITY BLDGS             | 625          |  |                          |                         |                          |                     |                     |
| SIERRA COUNTY FLOOD COMM.          | 627          | 634,186.10                               | 30,837.22                |                         |                          | 44,273.58           | 610,749.74          |
| EMERGENCY MGMT SERVICES            | 629          | 3,980.44                                 |                          |                         | 25,597.67                | 22,922.84           | 6,655.27            |
| CD80 GRANTS                        | 631          |  |                          |                         |                          |                     |                     |
| SCRDA/B-911                        | 634          | 326,977.23                               | 173,838.50               |                         | 92,932.78                | 255,520.03          | 338,228.48          |
| TREASURER FEES                     | 635          | 30,256.07                                | 1,375.01                 |                         |                          | 751.42              | 31,879.66           |
| ROAD DEPARTMENT FEMA               | 639          | 100,000.00                               |                          |                         |                          |                     | 100,000.00          |
| FLOOD COMMISSION FEMA              | 640          |  |                          |                         |                          | 15,558.90           | 15,558.90-          |
| FIRE DEPT FEMA                     | 641          |  |                          |                         |                          |                     |                     |
| PAYROLL HOLDING                    | 300          | 1,734.24-                                |                          |                         |                          |                     | 1,734.24-           |
| <b>**SUBTOTAL-A-BUDGETED FUNDS</b> |              | <b>5,373,361.31</b>                      | <b>3,058,278.19</b>      | <b>1,733,379.54</b>     | <b>1,738,031.66</b>      | <b>3,459,741.32</b> | <b>4,978,542.30</b> |
| <b>**SECTION-B-INVESTMENTS</b>     |              |  |                          |                         |                          |                     |                     |
| GENERAL FUND                       | 901          | 2,329,136.12                             | 12,512.93                |                         |                          |                     | 2,341,649.05        |
| LANDFILL FINANCIAL ASSUR.          | 905          | 106,693.91                               | 71.73                    |                         | 8,500.00                 |                     | 115,269.64          |
| FLOOD COMMISSION                   | 927          | 828,653.41                               | 650.85                   |                         |                          |                     | 829,304.26          |
| <b>**SUBTOTAL-B-INVESTMENTS</b>    |              | <b>3,264,483.44</b>                      | <b>12,635.51</b>         | <b>1,733,379.54</b>     | <b>1,746,531.66</b>      | <b>3,459,741.32</b> | <b>3,267,223.95</b> |

COUNTY OF SIERRA

TVFS

Reported as of SATURDAY OCTOBER 31, 2020

CINDY

BISIA

GLPR10

|                          | Begin-Fiscal | Yearly              | Yearly            | Yearly           | Yearly            |                     |  |
|--------------------------|--------------|---------------------|-------------------|------------------|-------------------|---------------------|--|
|                          | Balance      | Cash                | Cash              | Cash             | Cash              |                     |  |
|                          |              | Receipts            | Transfer-out      | Transfer-in      | Disbursement      | TOTAL               |  |
| <b>**SECTION-C-FIRE</b>  |              |                     |                   |                  |                   |                     |  |
| HILLSBORO FIRE           | 407          | 215,859.79          | 79,330.85         |                  | 13,132.65         | 281,957.99          |  |
| LAKE SHORE FIRE FUND     | 408          |                     |                   |                  |                   |                     |  |
| ARREY/DERRY FIRE         | 409          | 231,961.04          | 78,197.60         |                  | 27,566.33         | 302,592.31          |  |
| WINSTON FIRE             | 410          | 160,413.33          | 75,725.60         |                  | 30,147.45         | 265,991.68          |  |
| MONTICELLO FIRE          | 411          | 201,044.67          | 83,414.40         |                  | 34,195.97         | 280,263.10          |  |
| CABALLO FIRE             | 413          | 199,500.37          | 55,963.60         |                  | 6,544.63          | 240,999.14          |  |
| LAS PALOMAS FIRE         | 414          | 190,160.05          | 54,150.23         |                  | 8,845.88          | 237,464.40          |  |
| POVERTY CREEK FIRE       | 425          | 174,490.93          | 58,033.40         |                  | 29,301.25         | 204,023.08          |  |
| SIERRA ADMIN. FIRE       | 426          | 138,104.89          | 53,165.20         |                  | 38,550.96         | 150,919.13          |  |
| <b>**SUBTOTAL-C-FIRE</b> |              | <b>1,509,814.87</b> | <b>540,680.88</b> |                  | <b>188,285.12</b> | <b>1,862,210.63</b> |  |
| <b>**SECTION-D-EMS</b>   |              |                     |                   |                  |                   |                     |  |
| SIERRA AMBULANCE FUND    | 603          | 25,861.76           | 20,000.00         |                  | 5,525.86          | 40,335.90           |  |
| E H S                    | 609          | 14,309.58           | 1,422.87          | 15,152.12        |                   | 780.33              |  |
| HILLSBORO EMS            | 611          | 13,660.76           | 5,079.00          |                  | 531.90            | 18,207.66           |  |
| LAS PALOMAS EMS          | 633          | 1,553.35            | 38,043.40         |                  | 1,479.59          | 38,117.06           |  |
| <b>**SUBTOTAL-D-EMS</b>  |              | <b>55,385.35</b>    | <b>64,745.27</b>  | <b>15,152.12</b> | <b>7,537.35</b>   | <b>97,241.15</b>    |  |
| <b>TOTAL PART 1</b>      |              | <b>1,565,000.32</b> | <b>605,426.15</b> | <b>15,152.12</b> | <b>195,822.47</b> | <b>1,959,451.78</b> |  |

COUNTY OF SIERRA

TPPS

Reported as of SATURDAY OCTOBER 31, 2020 CINDY

|                                     | Begin-Fiscal<br>Balance | Reported as of SATURDAY OCTOBER 31, 2020 CINDY |                                |                               | Yearly<br>Disbursement | TOTAL                |
|-------------------------------------|-------------------------|--|--------------------------------|-------------------------------|------------------------|----------------------|
|                                     |                         | Yearly<br>Cash<br>Receipts                     | Yearly<br>Cash<br>Transfer-out | Yearly<br>Cash<br>Transfer-in |                        |                      |
| <b>PART II TREASURERS TAX FUNDS</b> |                         |  |                                |                               |                        |                      |
| <b>**SECTION-A</b>                  |                         |  |                                |                               |                        |                      |
| <b>DISTRIBUTION OF SPECIAL DIST</b> |                         |  |                                |                               |                        |                      |
| UNDERWOOD WATER CABALLO 550         | 19.02                   |  |                                |                               | 19.02                  |                      |
| SIERRA SOIL CONS. DIST. 551         | 8,583.85                | 8,681.33                                       |                                |                               | 13,950.05              | 3,315.13             |
| CABALLO WATER 554                   | 688.03                  | 312.11   |                                |                               | 957.43                 | 42.71                |
| <b>SUBTOTAL-B SPECIAL DISTRICTS</b> | <b>9,296.90</b>         | <b>8,993.44</b>                                |                                |                               | <b>14,926.50</b>       | <b>3,357.84</b>      |
| <b>**SECTION-B</b>                  |                         |  |                                |                               |                        |                      |
| <b>DISTRIBUTION TO MUNI'S</b>       |                         |  |                                |                               |                        |                      |
| CITY OF T OR C 575                  | 7,927.95                | 10,488.36                                      |                                |                               | 13,570.44              | 4,845.77             |
| VILLAGE OF WILLIAMSBURG 574         | 438.88                  | 1,070.22                                       |                                |                               | 767.45                 | 741.65               |
| CITY OF ELEPHANT BUTTE 577          | 6,448.85                | 3,447.33                                       |                                |                               | 8,047.96               | 1,048.23             |
| <b>**SUBTOTAL-B-MUNI'S</b>          | <b>14,815.68</b>        | <b>15,005.91</b>                               |                                |                               | <b>23,185.85</b>       | <b>6,635.64</b>      |
| <b>**SECTION-C</b>                  |                         |  |                                |                               |                        |                      |
| <b>DIST. TO STATE OF NEW MEXICO</b> |                         |  |                                |                               |                        |                      |
| DEBT SERVICE 591                    | 13,444.43               | 13,130.64                                      |                                |                               | 21,827.59              | 4,747.48             |
| CATTLE 592                          | 403.27                  | 890.61   |                                |                               | 1,293.88               |                      |
| SHEEP, GOATS AND ALPACA 593         | 0.51                    |  |                                |                               | 0.51                   |                      |
| EQUINES, SWINE & RATITES 594        | 44.90                   | 64.97  |                                |                               | 109.95                 |                      |
| DAIRY CATTLE 595                    | 5.04                    |  |                                |                               | 5.04                   |                      |
| COST TO STATE 596                   | 841.86                  | 1,725.00                                       |                                |                               | 1,975.00               | 591.86               |
| STATE P&I FUND 597                  | 2,465.01                | 7,155.76                                       |                                |                               | 8,208.84               | 3,611.93             |
| CHILD TRUST FUND ACT 598            | 105.00                  | 260.00   |                                |                               | 330.00                 | 135.00               |
| BISON LEVY 599                      |                         |  |                                |                               |                        |                      |
| <b>**SUBTOTAL-C-STATE OF NM</b>     | <b>17,510.10</b>        | <b>23,326.98</b>                               |                                |                               | <b>33,750.81</b>       | <b>7,086.27</b>      |
| <b>**SECTION-D</b>                  |                         |  |                                |                               |                        |                      |
| <b>DISTRIBUTION TO SCHOOLS</b>      |                         |  |                                |                               |                        |                      |
| BOND SERIES ACCOUNT 701             |                         |  |                                |                               |                        |                      |
| T OR C SCHOOLS 702-704              | 79,871.53               | 78,457.52                                      |                                |                               | 129,932.99             | 28,396.06            |
| <b>**SUBTOTAL-D-SCHOOLS</b>         | <b>79,871.53</b>        | <b>78,457.52</b>                               |                                |                               | <b>129,932.99</b>      | <b>28,396.06</b>     |
| <b>**SECTION-E</b>                  |                         |  |                                |                               |                        |                      |
| <b>OTHER TRUST ACCOUNTS</b>         |                         |  |                                |                               |                        |                      |
| OVERPAYMENT OF TAXES 804            | 22,027.78               | 19,054.97                                      |                                |                               |                        | 2,972.81             |
| SPACEPORT AUTHORITY 553             |                         | 122,062.44                                     |                                |                               | 122,062.43             | 0.01                 |
| T OR C SCHOOL 553                   | 10,756.06               | 40,607.49                                      |                                |                               | 41,710.82              | 9,732.73             |
| <b>**SUBTOTAL-E-OTHER TRUST</b>     | <b>32,783.84</b>        | <b>143,694.96</b>                              |                                |                               | <b>163,773.25</b>      | <b>12,705.55</b>     |
| <b>**SECTION-F</b>                  |                         |  |                                |                               |                        |                      |
| <b>UNDISTRIBUTED TAX REVENUES</b>   |                         |  |                                |                               |                        |                      |
| PROPERTY TAX SUSPENSE 805           |                         |  |                                |                               |                        |                      |
| TAXES PAID IN ADVANCE 474           | 13,981.48               | 8,382.67                                       |                                |                               |                        | 21,264.15            |
| UNDIST. CURRENT TAX 481             |                         | 1,224,631.57                                   |                                |                               |                        | 1,224,631.57         |
| UNDIST. DELINQUENT TAX 482          |                         |  |                                |                               |                        |                      |
| <b>**SUBTOTAL-G-UNDIST. TAX REV</b> | <b>13,981.48</b>        | <b>1,233,014.24</b>                            |                                |                               |                        | <b>1,245,895.72</b>  |
| <b>TOTAL PART II</b>                | <b>167,153.53</b>       | <b>1,502,092.95</b>                            |                                |                               | <b>363,569.40</b>      | <b>1,304,877.88</b>  |
| <b>TOTAL OF PART I &amp; II</b>     | <b>18,369,998.50</b>    | <b>5,179,424.80</b>                            | <b>1,746,531.66</b>            | <b>1,746,531.66</b>           | <b>4,021,133.19</b>    | <b>11,538,290.11</b> |

**R E C O N C I L I A T I O N**  
**October 31, 2020**

|  |            |      |                                 |                         |       | Maturity  |                      |
|--|------------|------|---------------------------------|-------------------------|-------|-----------|----------------------|
| ACCOUNT  | XXXXX5945  | 2 YR | C.D.                            | CITIZENS BANK           | 0.50% | 8/20/2021 | 269,036.56           |
| ACCOUNT  | XXXXX5946  | 1 YR | C.D.                            | CITIZENS BANK           | 0.50% | 8/20/2021 | 267,063.15           |
| ACCOUNT  | XXXXX5943  | 1 YR | C.D.                            | CITIZENS BANK           | 1.47% | 3/8/2021  | 261,232.73           |
| ACCOUNT  | XXXXX5944  | 1 YR | C.D.                            | CITIZENS BANK           | 1.10% | 3/28/2021 | 137,916.02           |
| ACCOUNT  | XXXXX0418  | 3 YR | C.D.                            | FIRST SAVINGS           | 1.85% | 3/3/2023  | 71,390.12            |
| ACCOUNT  | XXXX8197   |      | MMA                             | FIRST SAVINGS           | 0.15% |           | 100,297.84           |
| ACCOUNT  | STO # 7935 |      | GENERAL                         | LGIP-NM STATE TREASURER |       | 0.14%     | 1,234,712.63         |
| Total 901  |            |      |                                 |                         |       |           | <b>2,341,649.05</b>  |
|  |            |      |                                 |                         |       |           |                      |
| ACCOUNT  | XXXXX6311  |      | MMA-LANDFILL F                  | CITIZENS BANK           | 0.20% |           | 106,765.64           |
| ACCOUNT  | STO # 7955 |      | LGIP-NM STATE TREASURER (FLOOD) |                         | 0.14% |           | 829,304.26           |
|  |            |      |                                 |                         |       |           | <b>3,277,718.95</b>  |
|  |            |      |                                 |                         |       |           |                      |
| CITIZENS BANK-PUBLIC FUNDS NOW                       |            |      |                                 |                         |       |           | 8,359,239.18         |
| LESS: OUTSTANDING CHECKS - TREASURER                 |            |      |                                 |                         |       |           | (1,925.45)           |
| LESS: OUTSTANDING CHECKS - ACCOUNTS PAYABLE/ PAYROLL |            |      |                                 |                         |       |           | (121,621.50)         |
|  |            |      |                                 |                         |       |           | <b>8,235,692.23</b>  |
|  |            |      |                                 |                         |       |           |                      |
| CASH ON HAND   |            |      |                                 |                         |       |           | 360.00               |
| CREDIT CARD PAYMENTS                                 |            |      |                                 |                         |       |           | 14518.93             |
|  |            |      |                                 |                         |       |           |                      |
| INVESTMENTS  |            |      |                                 |                         |       |           | 3,277,718.95         |
|  |            |      |                                 |                         |       |           |                      |
| Total  |            |      |                                 |                         |       |           | <b>11,528,290.11</b> |
| TFFS   |            |      |                                 |                         |       |           | <b>11,528,290.11</b> |